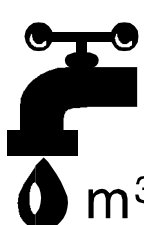
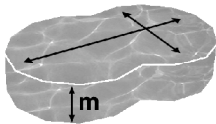
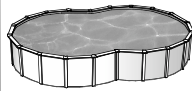




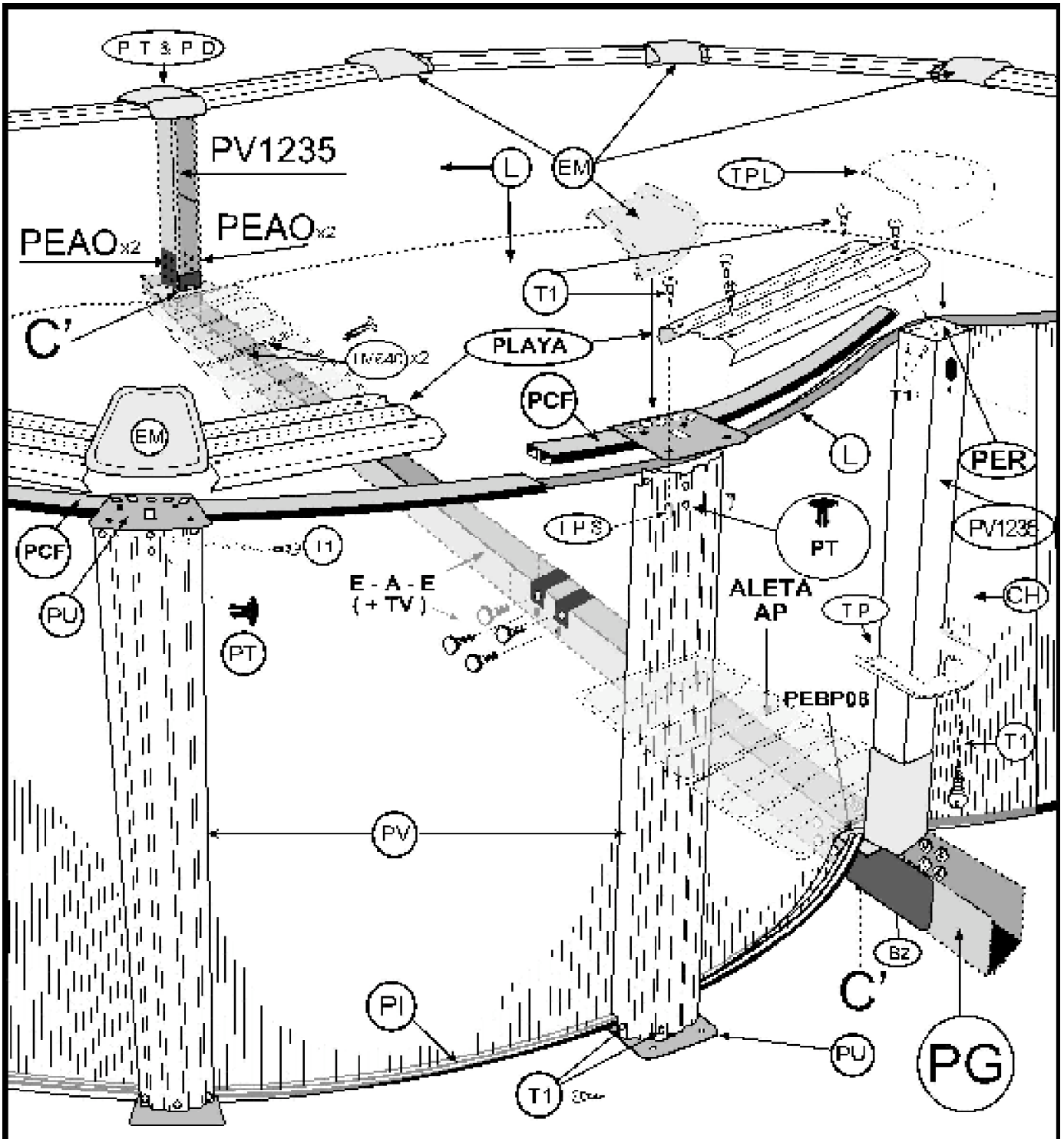
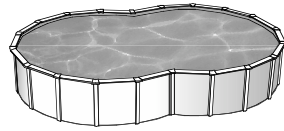
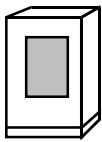


COMPONENTS COMPONENTES ELEMENTS BESTANDTEILE COMPONENTI ONDERDELEN

 m ³		7,10 x 4,75 m	6,40 x 3,90 m	5,00 x 3,40 m		7,10 x 4,75 m	6,40 x 3,90 m	5,50 x 3,40 m	
		7,00 x 4,50 m	6,25 x 3,75 m	5,00 x 3,10 m			2- 3	2- 3	2- 3
		1,05 m	1,05 m	1,05 m			9 h.	8 h.	7 h.
	m ³	27,87	20,65	13,69					





↑ 120 cm

710 x 475 cm	640 x 390 cm	500 x 340 cm
-----------------	-----------------	-----------------

CH		LINER PVC	PU	710 x 475 cm	640 x 390 cm	500 x 340 cm
				4	4	4
PV1235		PER	PLAYA	2	2	2
	PEU			1	1	1
	PEU2	EM	PV	18	16	12
	PEAO		RF8	1	1	1
		PCF	B2	2	2	2
		PI	TM6	18	16	12
PG			TM640	2	2	2
			T	18	16	12
Pieza E			T1	36	32	24
			TV	18	16	12
Pieza A			TC	2	2	2
			PT	2	2	2
ALETA AP		TPL & TP	TPS	196	176	136
		TPL	TPVC	28	28	28
PEBP08		TP	TV	4	4	4
				4	4	4
				36	32	24
				1	1	1
				120	120	104